



**CITY COUNCIL WORK SESSION AGENDA
TUESDAY, JUNE 20, 2023**

ABLE PARK BUILDING, 8200 ABLE STREET NE, SPRING LAKE PARK at 5:30 PM

- 1. CALL TO ORDER**
- 2. DISCUSSION ITEMS**
 - A. Spring Lake Park Clean-Up Ideas (*Goodboe-Bisschoff*)
 - B. City Hall Update
 - C. Review Performance Measurement Results
 - D. No Littering Signs for Fillmore Street/Manor Drive (*Goodboe-Bisschoff*)
- 3. REPORT**
 - A. Council Reports
 - B. Administrator Report
- 4. ADJOURN**

FOR FUTURE WORKSHOP

KEEP IT CLEAN.

1. Volunteer to clean up SLP twice a year. Could be tied to the Substance volunteer clean up in July and Earth Day in 2024.
2. Send out appropriate letters to businesses in SLP to clean up their property.
3. Signs for areas in SLP where there always is a buildup of trash. Two of these are the corner of Filmore and the service drive, and west of Legends where people sit in their vehicles while waiting to be drug tested.
4. Give authority to our police to give out citations for littering.
5. Have SLP swept a third time during the season and find out if it could be paid for with a grant from Coon Creek, Rice Creek, or Bowser in our attempt to keep storm water as clean as possible to enter into the lakes and rivers.

Barbara Goodboe-Bisschoff

May 23, 2023



2022

PERFORMANCE MEASURES ANNUAL REPORT



Spring Lake Park City Council

Robert Nelson, Mayor

Ken Wendling

Barbara Goodboe-Bisschoff

Lisa Dircks

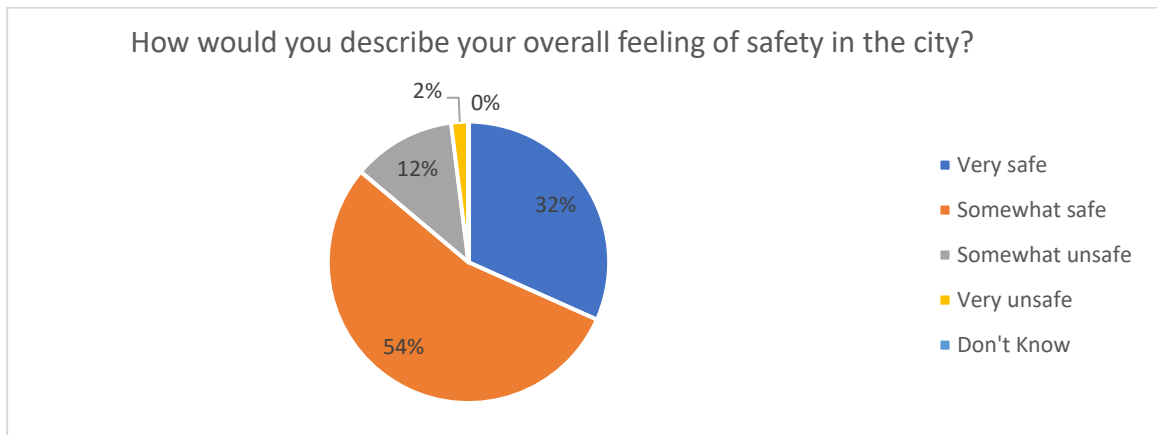
April Moran

Table of Contents

- Community Safety and Security..... 2
- Public Service Delivery 4
- General Government Infrastructure Condition 6
- Public Utility Infrastructure..... 7
- Quality of Life..... 8
- Public Communication/Community Involvement 9
- Demographics 11

Community Safety and Security

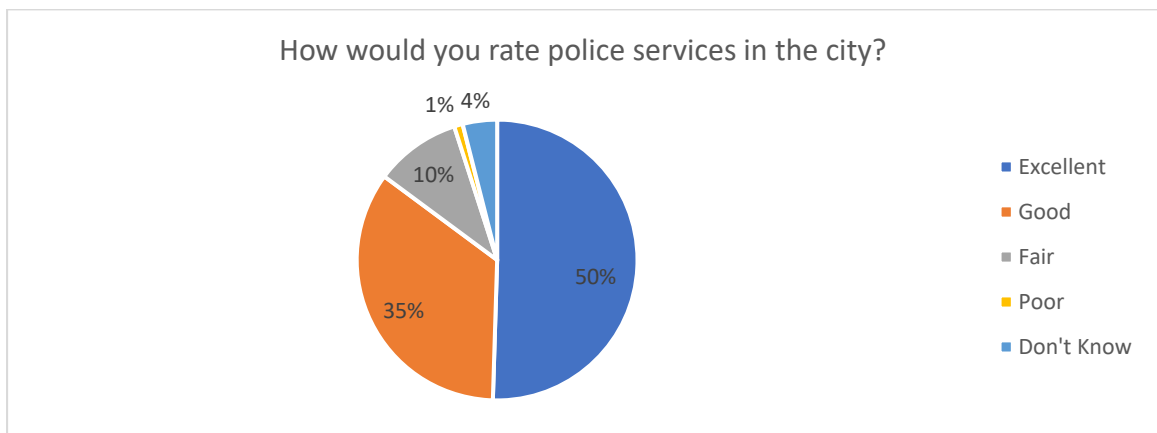
1. Safety in the Community (Citizen Rating)¹



2. Police Response Time²

	2020	2021	2022
High Priority Calls	3:27	3:30	3:20
Low Priority Calls	5:00	4:28	4:31

3. Police Protection (Citizen Rating)³



¹ City of Spring Lake Park 2023 Citizen Survey. The City received 101 responses from a period covering March 21, 2023 to May 1, 2023.

² Figures provided by the Anoka County Public Safety Data System

³ City of Spring Lake Park 2023 Citizen Survey.

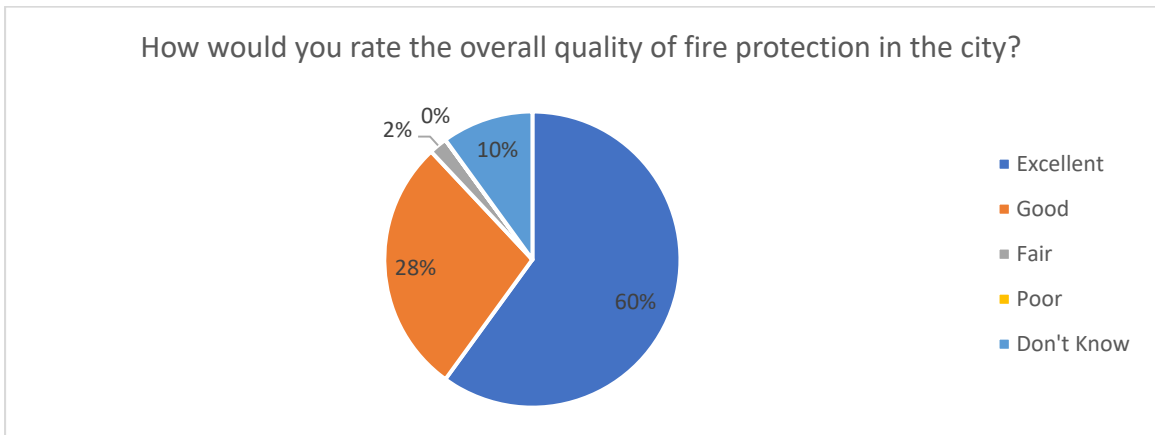
4. Crime Rate⁴

	2020	2021	2022
Group A Crimes ⁵	499	617	496
Group B Crimes ⁶	91	98	111
Non-Reportable ⁷	5367	5527	6066

5. Fire Response Time⁸

	2020	2021	2022
Staffed	5:26	5:12	5:13
Volunteer	7:45	6:20	5:56

6. Fire Protection (Citizen Rating)⁹



⁴ Crime rate statistics provided by the Spring Lake Park Police Department

⁵ Group A offenses include arson, assaults, bribery, counterfeiting, destruction of property, drug offenses, gambling offenses, homicide, human trafficking, kidnapping, motor vehicle theft, robbery, sex offenses, weapons charges.

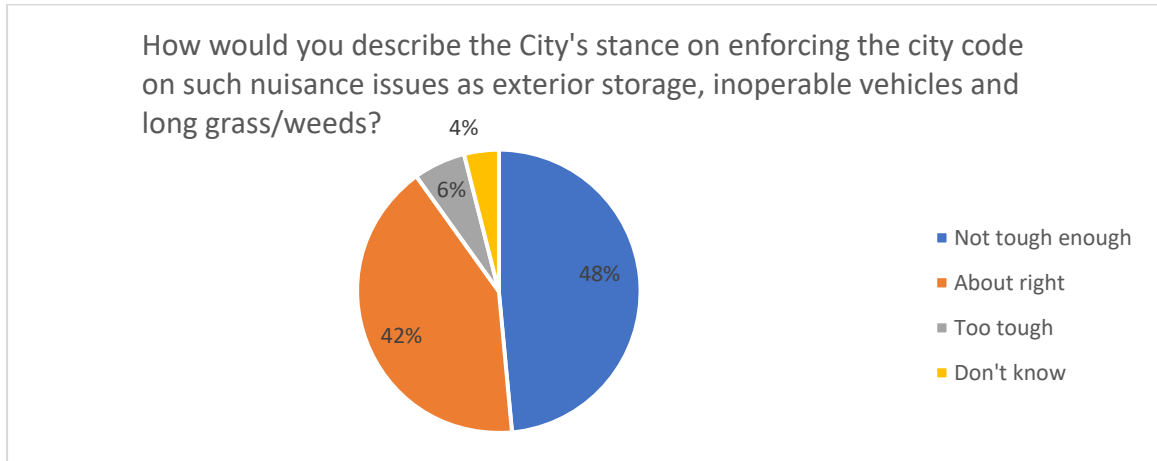
⁶ Group B offenses include bad checks, curfew/loitering/vandalism, disorderly conduct, driving while intoxicated, non-violent family offenses, trespassing and liquor law violations

⁷ All other calls not reportable under the Department of Justice’s National Incident-Based Reporting System

⁸ Figures provided by Spring Lake Park – Blaine - Mounds View Fire Department

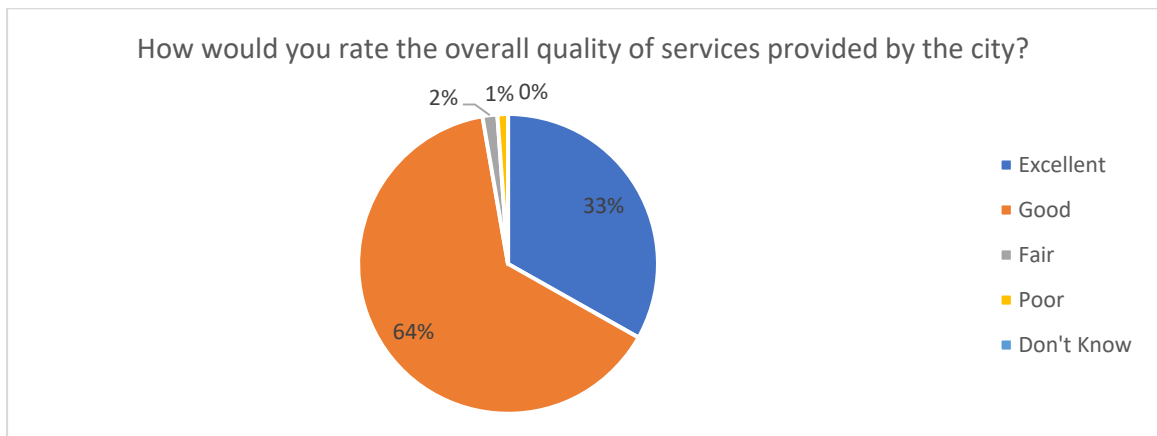
⁹ City of Spring Lake Park 2023 Citizen Survey.

7. City's Stance on Code Enforcement of Nuisance Issues (Citizen Rating)¹⁰



Public Service Delivery

8. City Services (Citizen Rating)¹¹



9. Accuracy of post election audit

2018	2020	2022
Not selected for audit	Not selected for audit	Not selected for audit

10. Creditworthiness

	2020	2021	2022
Bond Rating ¹²	AA	AA	AA
Long Term Debt ¹³	\$3,758,700	\$2,675,679	\$1,634,468

¹⁰ City of Spring Lake Park 2023 Citizen Survey.

¹¹ City of Spring Lake Park 2023 Citizen Survey.

¹² Bond rating issued by Standard and Poor's. The rating scale ranges from AAA (highest credit quality) to D (in default). The City's bond rating is two steps below AAA.

¹³ Data obtained from the City of Spring Lake Park's Audited Financial Statements.

11. Financial Management¹⁴

	2020	2021	2022
Unmodified audit on financial statements	✓	✓	✓

12. Financial Condition¹⁵

	2020	2021	2022
Property Tax Levy	\$3,553,246	\$3,631,417	\$3,777,244
Total Net Position ¹⁶	\$24,559,835	\$24,942,747	\$24,116,061
Percent of General Fund Balance to Expenditures	59.7%	58.6%	60.0%

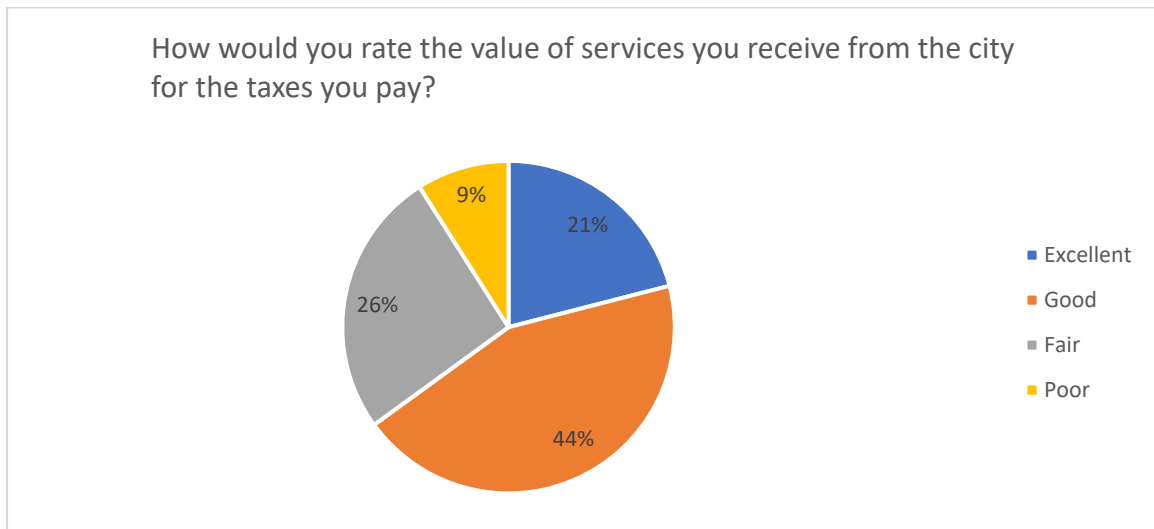
13. Property Values¹⁷

	2020	2021	2022
Taxable Market Value	\$682,092,700	\$701,908,000	\$852,063,500
% Change in Market Value	N/A	2.90%	21.39%

14. Tax Rate¹⁸

	Pay 2021	Pay 2022	Pay 2023
City Tax Rate	44.810%	47.110%	37.285%

15. Value of City Services in Comparison of Taxes Paid (Citizen Rating)¹⁹



¹⁴ Data obtained from the City of Spring Lake Park's Audited Financial Statements.

¹⁵ All figures come from the City of Spring Lake Park's Audited Financial Statements.

¹⁶ Total net position includes cash and assets, minus depreciation, held by the City.

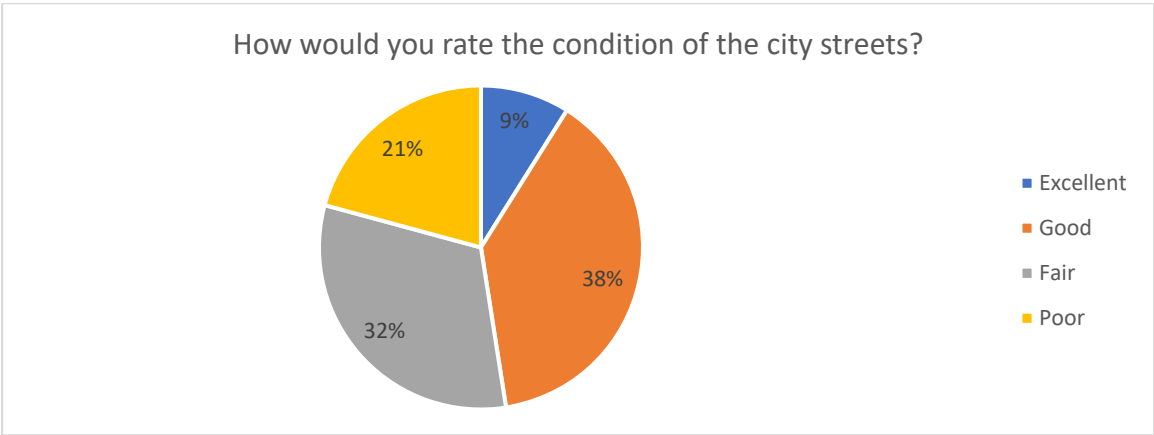
¹⁷ Figures provided by Anoka County and Ramsey County.

¹⁸ Tax rates provided by Anoka County, which serves as the City's home auditor.

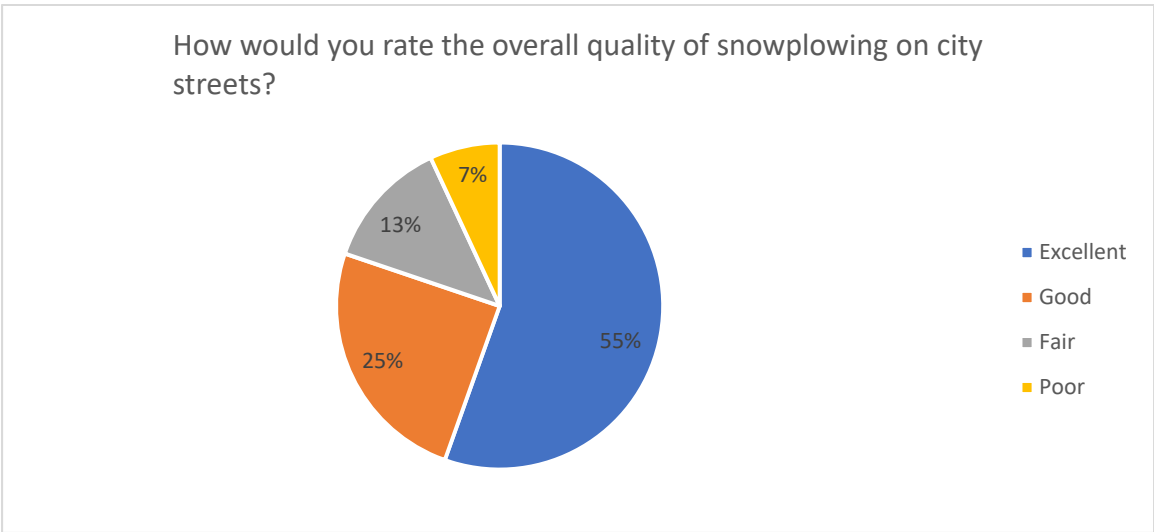
¹⁹ City of Spring Lake Park 2023 Citizen Survey.

General Government Infrastructure Condition

16. City Roads (Citizen Rating)²⁰



17. Snowplowing (Citizen Rating)²¹

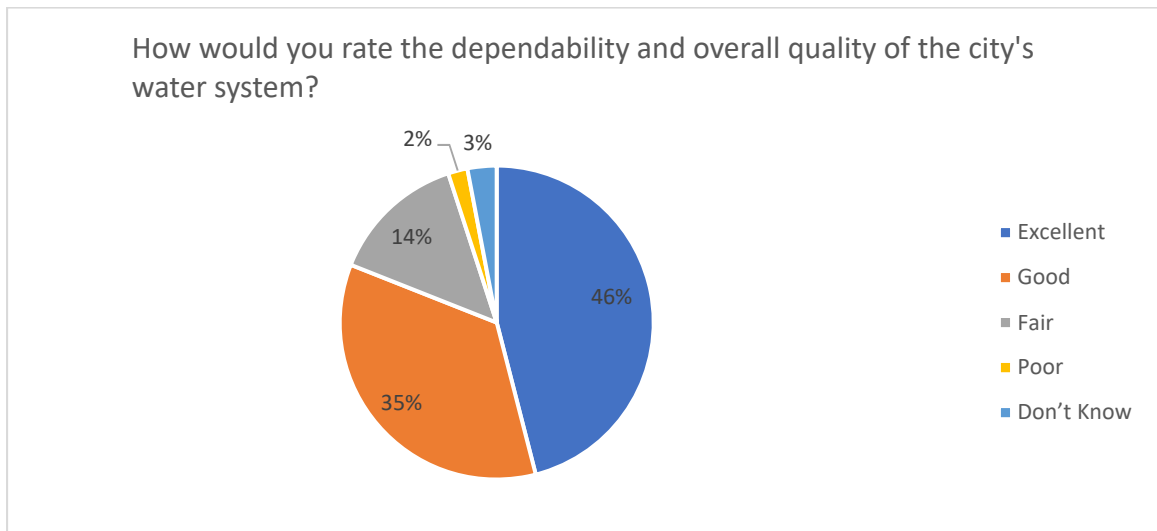


²⁰ City of Spring Lake Park 2023 Citizen Survey.

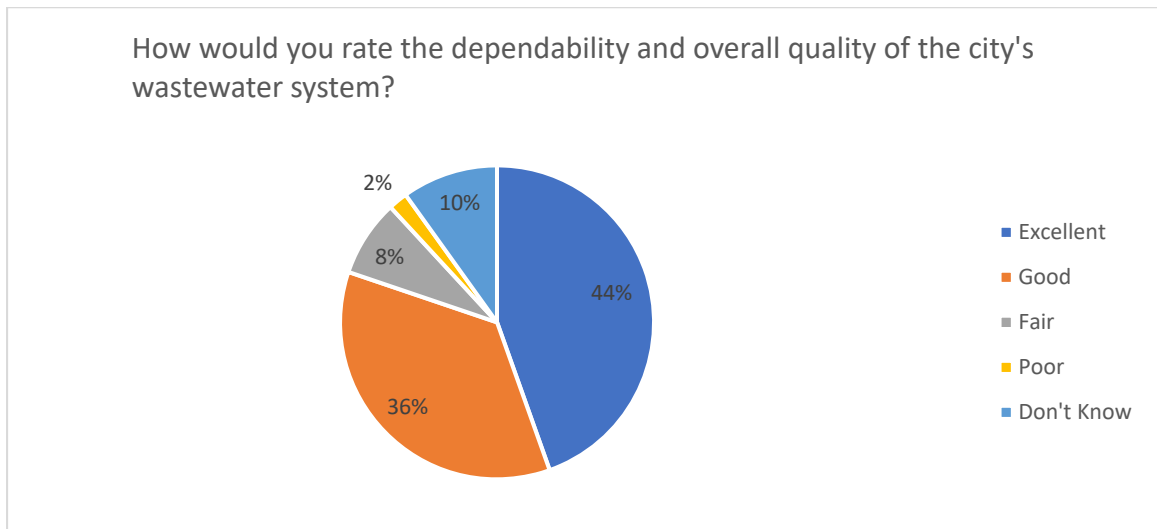
²¹ City of Spring Lake Park 2023 Citizen Survey.

Public Utility Infrastructure

18. Water quality (Citizen Rating)²²



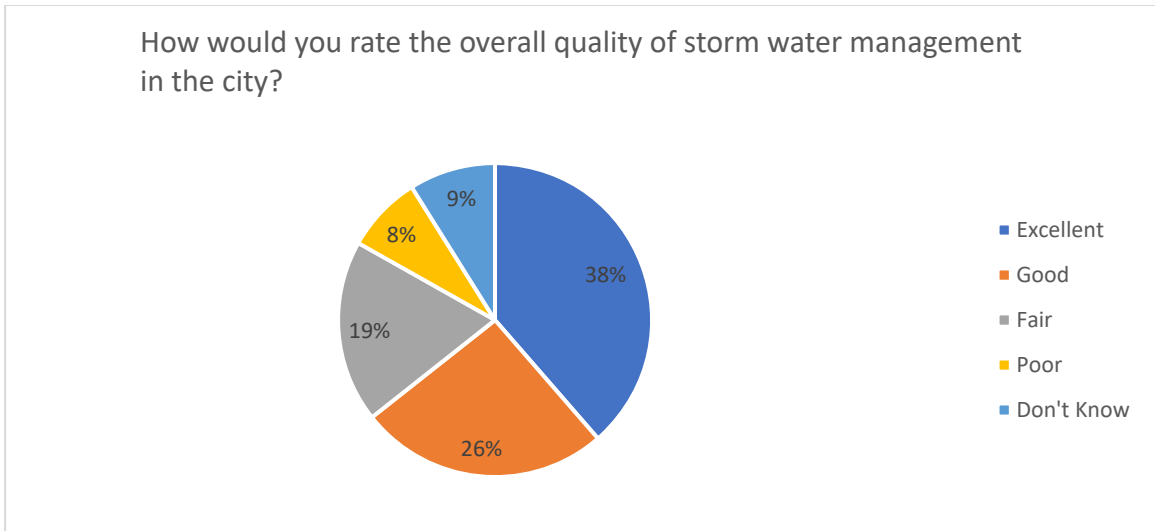
19. Sanitary Sewer (Citizen Rating)²³



²² City of Spring Lake Park 2023 Citizen Survey.

²³ City of Spring Lake Park 2023 Citizen Survey.

20. Stormwater Management (Citizen Rating)²⁴

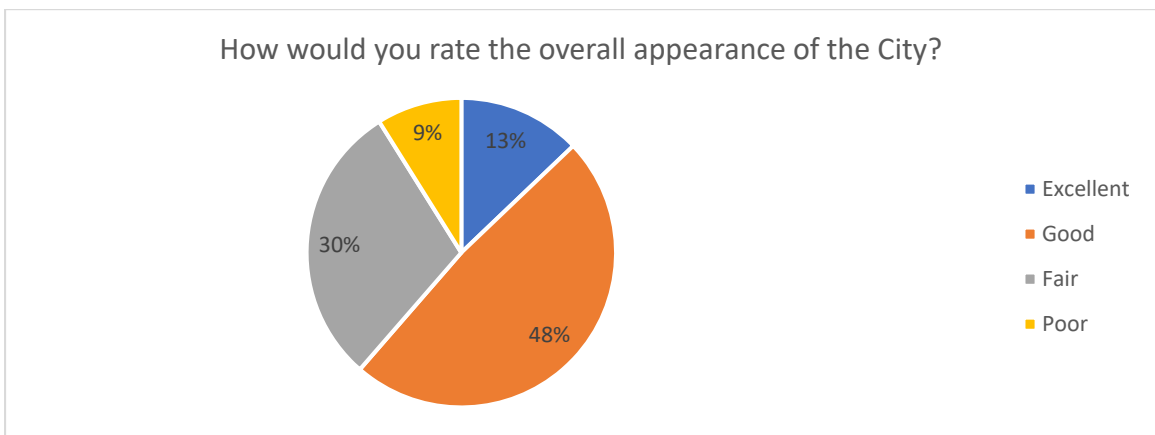


Quality of Life

21. Development Activity²⁵

	2020	2021	2022
Permits Issued	20	17	15
Fees Collected	\$104,774	\$138,470	\$122,303
Valuation of Work	\$3,356,464	\$4,698,321	\$2,704,696

22. City Appearance (Citizen Rating)²⁶

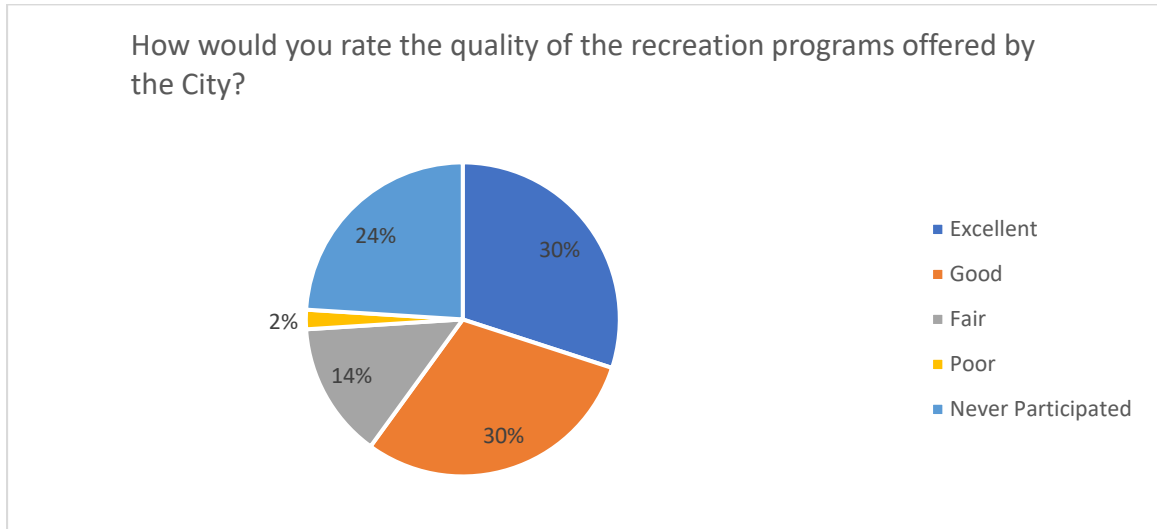


²⁴ City of Spring Lake Park 2023 Citizen Survey.

²⁵ Data obtained from the Municipal Fee and Expense Report, Department of Labor and Industry

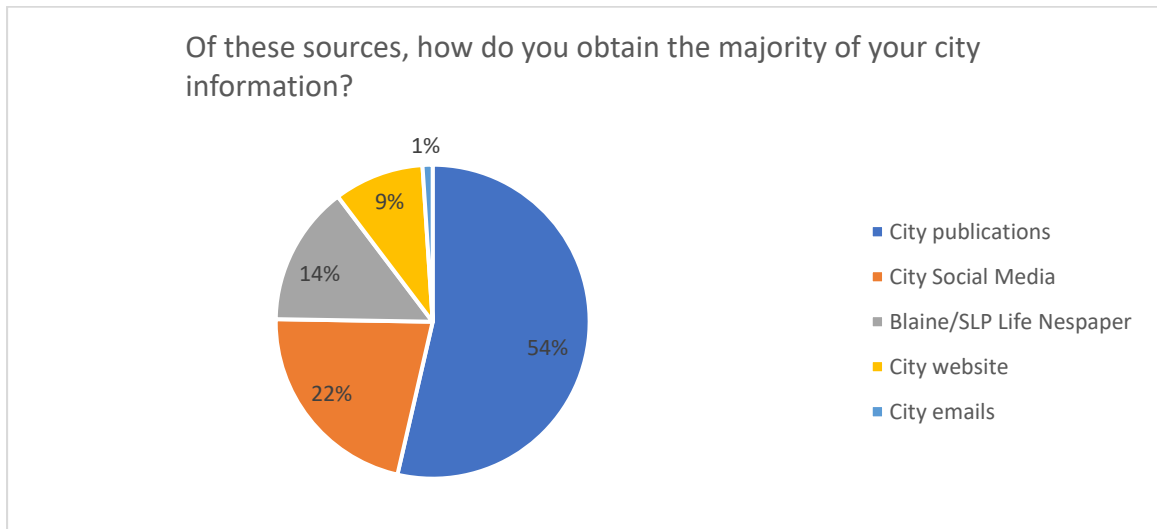
²⁶ City of Spring Lake Park 2023 Citizen Survey.

23. Quality of Recreation Programs Offered by the City (Citizen Rating)²⁷



Public Communication/Community Involvement

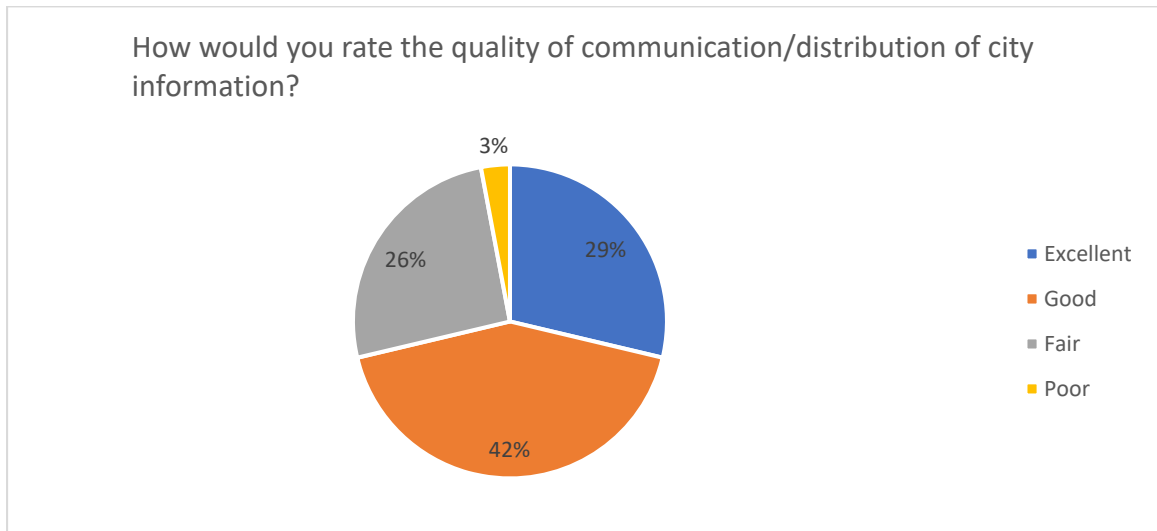
24. How Residents Obtain a Majority of City Information (Citizen Rating)²⁸



²⁷ City of Spring Lake Park 2023 Citizen Survey.

²⁸ City of Spring Lake Park 2023 Citizen Survey.

25. Quality of Communications/Distribution of City Information (Citizen Rating)²⁹



26. Social Media Followers³⁰

	2022
City Facebook	1,299
Police Department Facebook	4,084
Recreation Facebook	1,435
City Twitter	527

27. Meeting Viewership³¹

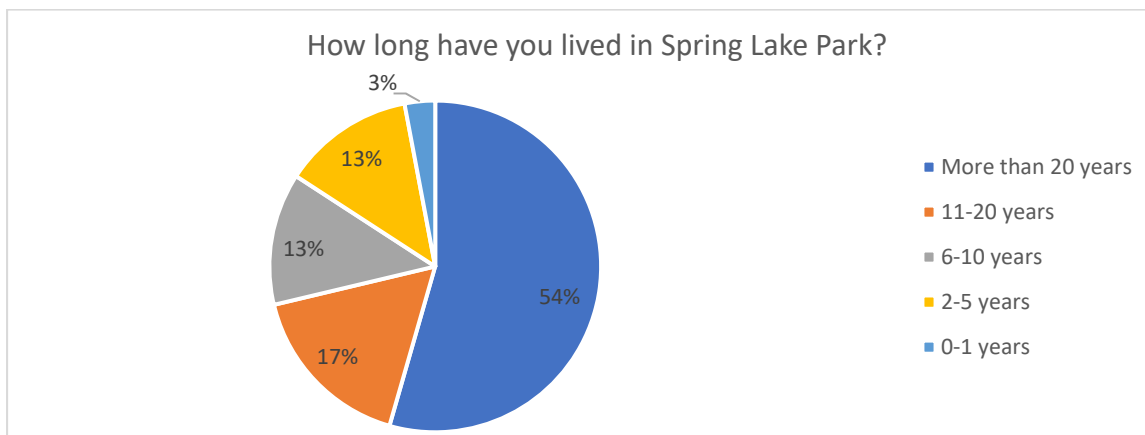
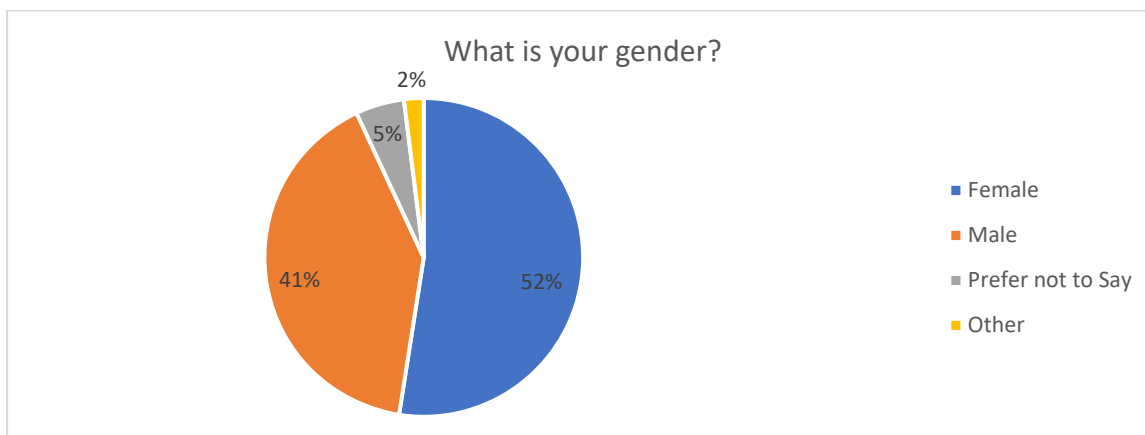
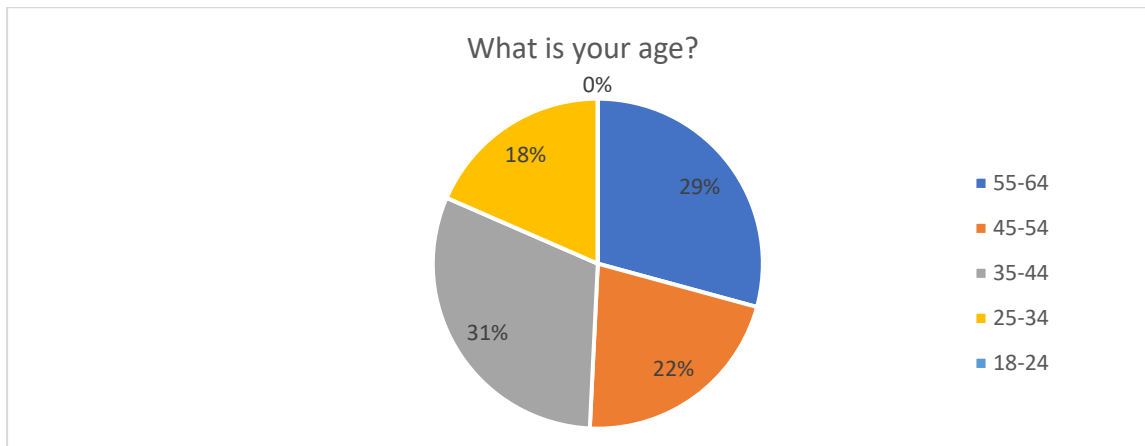
	2020	2021	2022
Online Views of City Meetings	696	878	721

²⁹ City of Spring Lake Park 2023 Citizen Survey.

³⁰ Facebook.com; Twitter.com

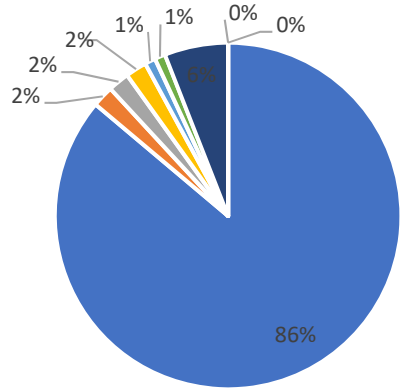
³¹ Data provided by North Metro Telecommunications Commission

Appendix A - Survey Respondent Demographics³²



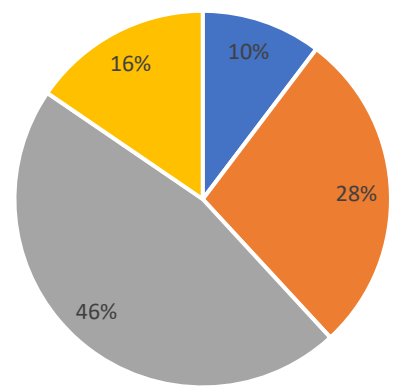
³² City of Spring Lake Park 2023 Citizen Survey

Which of the following categories represents your race/ethnicity?



- White
- Asian-Pacific Islander
- Native American
- Mixed/Bi-Racial
- Hispanic/Latino
- Don't Know
- Other/Refused Answer
- Something Else
- African American or African-born

Thinking about your household finances, how would you describe your financial situation? Would you say that:



- Your monthly expenses are exceeding your income
- You are meeting your monthly expenses but are putting aside little or no savings
- You are managing comfortably while putting some money aside
- You are managing very well



Memorandum

To: Mayor Nelson and Members of the City Council

From: Daniel R. Buchholtz, MMC, Administrator, Clerk/Treasurer

Date: June 15, 2023

Subject: Performance Measures Report

Included with this memorandum is the 2022 Performance Measures Annual Report. I am pleased to provide this information to the City Council as part of its participation in the Performance Measurement Program.

The report is a mix of results from the citizen survey as well as data points obtained from city records. I am pleased that residents generally provide high marks to the City for the provision of police protection, fire protection, snowplowing, water and sanitary sewer services, stormwater prevention, and street infrastructure. What I'm especially pleased with is the 65% of residents rate the value of services they receive from the city for the taxes they pay as either excellent (21%) or good (44%).

If you have any questions, please do not hesitate to contact me at 763-784-6491.